

DEALER CATALOG



Forevermark
cabinetry™ 

forevermarkcabinetry.com

CABINET LINES - DOOR STYLES

SHAKER COLLECTION




Vista White Shaker
(VW)




Ice White Shaker
(AW)



Lait Grey Shaker
(AB)



XTerra Blue Shaker
(AX)



Pepper Shaker
(AP)



Nova Light Grey Shaker
(AN)



Greystone Shaker
(AG)




Woodland Brown Shaker
(AR)


PETIT COLLECTION



Petit White
(PW)



Petit Blue
(PD)



Petit Sand
(PS)



Petit Brown
(PR)

TOWN COLLECTION



Uptown White
(TW)



Townsquare Grey
(TS)



Midtown Grey
(TG)



**Townplace
Crema**
(TQ)

GRAMERCY



**Gramercy
White**
(GW)

SIGNATURE



Signature Pearl
(SL)



CABINET DETAILS

	GOLD						
	VW	AP	AW	PW	PD	PS	PR
MATERIAL	Solid Wood		MDF			Solid Eucalyptus Grandis	
WALL & BASE	Recessed Square						
FRONT FRAME	3/4" Solid Wood					3/4" Solid Eucalyptus Grandis	
DOOR FRAME	3/4" Solid Wood		MDF			3/4" Solid Eucalyptus Grandis	
DOOR CENTER	HDF (Reversed raised door panel)	MDF with wood veneer	MDF			MDF with both side Eucalyptus Grandis Veneer	
BOTTOM (BASE)	1/2" A-Grade plywood with wood veneer	3/8" A-Grade plywood with wood veneer					
CABINET INTERIOR	Natural interior finish	Matching Interior (matches door color)					
BACK PANEL	Wall & Base: 1/2" Full back	1/2" Picture Frame recess style		Wall & BASE: 1/2" Full back			
CONNECTORS	Color coated L-shape (1pc) metal clip, won't tarnish	Pre-installed, color coated metal clip, won't tarnish					
SHELVES	3/4" A-Grade plywood with wood veneer					***3/4" A-Grade plywood with wood veneer	
DRAWER BOX	Solid Wood 5/8" sides	Solid Wood 17mm (close to 3/4" T)					
	Drawer bottom 3/8" plywood						
BASE CORNER SUPPORTS	Color coated metal triangle cornerbracket	Wood corner brackets, with wood I-beam construction					

STANDARD FEATURES ON ALL STYLES

- Style: Full overlay, butt door
- Sides, Top, and Bottom: 1/2" A-Grade plywood with wood veneer
- Hinges: **Concealed 6-way adjustable soft close door hinges
- Drawer Box: Drawer length 21", Dovetail Construction, Natural finish
- Drawer Glides: Undermount, Full extension with soft closing feature
- Metal shelf clips standard
- No center stile on cabinetry 24"W to 36"W
- Doors come hinged right standard or may come loose depending on incoming inventory. Replacements will not be honored for preference.

	PLATINUM							TITANIUM			
	AX	GW	SL	TW	AB	TS	AG	AR	TQ	AN	TG
MATERIAL	HDF	Solid Wood			HDF	Solid Wood		Solid Eucalyptus Grandis	Solid Wood	Solid Eucalyptus Grandis	
WALL & BASE	Recessed Square	Raised Square		Recessed Square							
FRONT FRAME	3/4" Solid Wood							3/4" Solid Eucalyptus Grandis	3/4" Solid Wood	3/4" Solid Eucalyptus Grandis	
DOOR FRAME	HDF	3/4" Solid Wood			HDF	3/4" Solid Wood		3/4" Solid Eucalyptus Grandis	3/4" Solid Wood	3/4" Solid Eucalyptus Grandis	
DOOR CENTER	MDF	MDF			MDF with wood veneer		MDF with both side Eucalyptus Grandis Veneer	MDF (Reversed raised door panel)	Solid Eucalyptus Grandis (Reversed raised door panel)		
BOTTOM (BASE)	3/8" A-Grade plywood with wood veneer										
CABINET INTERIOR	Matching Interior (matches door color)										
BACK PANEL	Wall & BASE: 1/2" Full back	1/2" Picture Frame recess style				WALL: 1/2" Picture Frame recess style BASE*: 1/2" Full back***		Wall & Base: 1/2" full back	WALL: 1/2" Picture Frame recess style BASE*: 1/2" Full back***		
CONNECTORS	Pre-installed, color coated metal clip, won't tarnish										
SHELVES	3/4" A-Grade plywood with wood veneer										
DRAWER BOX	Solid Wood 17mm (close to 3/4" T) Drawer bottom 1/2" plywood										
BASE CORNER SUPPORTS	Wood Corner brackets, with wood I-beam										

*Applicable to most Base sizes. Certain Bases may have picture frame recess style. For an indeterminate transitional period, orders may include inventory with mixed specifications.
 **No center stile on cabinetry 24"W to 36"W
 ***New incoming stock includes bases with 1/2" full back panels (TW). For an indeterminate transitional period, orders may include inventory with mixed specifications.